

Falk Symposium

188



Inflammatory Bowel Diseases: Microbiota versus the Barrier

June 7 – 8, 2013

Kultur- & Kongresszentrum
Liederhalle Stuttgart
Germany



Preliminary Program

**Application for
CME credits
submitted**

▶	Preface	4
▶	Scientific Program.	6
▶	Posters.	10
▶	List of Speakers, Moderators and Scientific Organizers	11
▶	Information	15
▶	City Map of Stuttgart	17

CME credits for the Falk Symposium 188 have been applied for at the European Union of Medical Specialists (UEMS) – European Board of Gastroenterology (EBG). The number of credits awarded will be printed in the final program.

Preface

Dear Colleagues,

Inflammatory bowel diseases (IBD) are still enigmatic. Current concepts in Crohn's disease underline the importance of innate immune factors including cellular receptors for bacterial components (like NOD receptors), autophagy and antimicrobial peptides including defensins. Thus, the epithelial layer including Paneth and absorptive cells enters central stage. In ulcerative colitis the mucus produced by goblet cells is apparently altered, suggesting that in both diseases the defective mucosal barrier allows bacterial invasion. This slow but uncontrolled mucosal infection is currently conceived as the primary trigger of these diseases.

In addition, alterations of the microbial flora have been observed but may be secondary to changes in host defence. Although the role of the adaptive immune system including T and B cells may have been overestimated, the proinflammatory action of immune and phagocytic cells has been a rewarding target for so called biological therapies. Since none of the current therapies, with the possible exception of probiotics, is targeting the likely primary barrier disease event, current concepts of pathophysiology as opposed to treatment dichotomize. It is likely that this "schizophrenia" is one of the reasons for suboptimal results in many patients.

This two day Falk Symposium in Stuttgart covers this conundrum extensively. The first day focuses on the interactions of gut microbiota with the mucosa in IBD whereas the second day covers different treatment strategies in guidelines from various countries, adverse events (often neglected) and, as one of the highlights, novel approaches to reconcile disease mechanisms and treatment.

We are looking forward to novel insights provided by an excellent faculty and to a great interactive discussion with all participants.

E. F. Stange

A. Dignass

K. Fellermann

K. Herrlinger



Inflammatory Bowel Diseases: Microbiota versus the Barrier

Kultur- & Kongresszentrum
Liederhalle Stuttgart
Germany

Registration:

Thursday, June 6, 2013
16.00 – 21.00 h
at the congress office

Information:

Prof. Dr. Eduard F. Stange
Innere Medizin I
Robert-Bosch-Krankenhaus
Auerbachstr. 110
70376 Stuttgart
Germany
Telephone: +49 (0)711/8101-3406
Telefax: +49 (0)711/8101-3793
E-Mail: eduard.stange@rbk.de

Official Language:

English.
Simultaneous translation into German.

Posters:

For details see page 10.

Publication Date of the Final Program:

May 2013.

Scientific Organization:

E. F. Stange, Stuttgart (Germany)
A. Dignass, Frankfurt (Germany)
K. Fellermann, Lübeck (Germany)
K. Herrlinger, Hamburg (Germany)

Congress Venue:

Kultur- & Kongresszentrum Liederhalle
Berliner Platz 1-3
70174 Stuttgart
Germany

The final program will be available on the homepage www.falkfoundation.org one week before.



Friday, June 7, 2013

8.20 Welcome and Opening

E. F. Stange,
Stuttgart

Session I

The gut microbiota and the mucosa in IBD

Chair: C. L. Bevins, Davis; E. F. Stange, Stuttgart

8.30 Keynote lecture

History and philosophy of IBD

G. Rogler,
Zurich

8.50 State-of-the-Art lecture

An overview of gut microbiota

P. Lepage,
Jouy-en-Josas

9.10 The mucosal flora: Not only *E. coli*

A. Darfeuille-Michaud,
Clermont-Ferrand

9.30 Iron and the flora

D. Haller,
Freising

9.50 The host and the flora

S. Nuding,
Stuttgart

10.10 Watching the flora in IBD mucosa

R. Kiesslich,
Mainz

10.30 Coffee break with poster session

Session II

The gut barrier in IBD: The first line of defence

Chair: A. Dignass, Frankfurt; G. Rogler, Zurich

10.50 State-of-the-Art lecture

Epithelial stem cell differentiation

D. E. Stange,
Heidelberg

11.10 Paneth cells and other defensins

C. L. Bevins,
Davis

11.30 Mucus and the goblet cells

B. G. Hansson,
Malmö

11.50 Defective antibacterial barrier in IBD

J. Wehkamp,
Stuttgart

12.10 Permeability and tight junctions in IBD

J. D. Söderholm,
Linköping

12.30 Lunch break with poster session



Friday, June 7, 2013

Session III

The gut barrier in IBD: The second line of defence

Chair: K. Herrlinger, Hamburg; J. Schölmerich, Frankfurt

- | | | |
|--------------|-----------------------------------------------------------------------------------------|----------------------------|
| 14.00 | State-of-the-Art lecture
An overview of innate and adaptive cellular immunity | M. F. Neurath,
Erlangen |
| 14.20 | What is wrong with granulocytes in IBD? | T. Segal,
London |
| 14.40 | What is wrong with macrophages and dendritic cells? | A. Mowat
Glasgow |
| 15.00 | What is wrong with T- and B-lymphocytes? | H. Tilg,
Hall/Tirol |
| 15.20 | Coffee break with poster session | |

Session IV

Diagnostics and prognostics in IBD

Chair: A. Stallmach, Jena; H. Tilg, Hall/Tirol

- | | | |
|--------------|---------------------------------|-----------------------------|
| 15.40 | Antimicrobial antibodies | I. Dotan,
Tel Aviv |
| 16.00 | Fecal markers | T. Sipponen,
Helsinki |
| 16.20 | Imaging update | H. Herfarth,
Chapel Hill |
| 16.40 | Endoscopy as prognostic marker | G. D'Haens,
Amsterdam |
| 17.00 | End of afternoon session | |



Saturday, June 8, 2013

Session V

Differences between treatment guidelines in IBD

Chair: M. F. Neurath, Erlangen; M. Zeitz, Berlin

- | | | |
|--------------|-------------------------------------------|---------------------------|
| 9.00 | European Crohn's and Colitis Organisation | A. Dignass,
Frankfurt |
| 9.20 | Germany | K. Herrlinger,
Hamburg |
| 9.40 | Great Britain | C. Mowat,
Dundee |
| 10.00 | USA | S. B. Hanauer,
Chicago |
| 10.20 | Japan | T. Hibi,
Tokyo |
| 10.40 | Coffee break with poster session | |

Session VI

Adverse events

Chair: J.-F. Colombel, Lille; S. Schreiber, Kiel

- | | | |
|--------------|----------------------------------------|--------------------------------|
| 11.00 | Aminosalicylates and corticosteroids | G. A. Kullak-Ublick,
Zurich |
| 11.20 | Immunosuppressants | M. Schwab,
Stuttgart |
| 11.40 | Anti-TNF | K. Fellermann,
Lübeck |
| 12.00 | Presentation of Poster Prizes | E. F. Stange,
Stuttgart |
| 12.15 | Lunch break with poster session | |



Saturday, June 8, 2013

Session VII

Treating microbiota and/or the barrier

Chair: K. Fellermann, Lübeck; S. B. Hanauer, Chicago

- | | | |
|--------------|------------------------------------------------------------------------------|------------------------------|
| 13.20 | State-of-the-Art lecture
Novel treatments: What's in the pipeline? | S. Schreiber,
Kiel |
| 13.40 | Antibiotics | C. Prantera,
Rome |
| 14.00 | Probiotics | W. Kruis,
Cologne |
| 14.20 | Lecithin | W. Stremmel,
Heidelberg |
| 14.40 | Trichuris suis | J. Schölmerich,
Frankfurt |
| 15.00 | Coffee break with poster session | |
| 15.20 | State-of-the-Art lecture
Stem cell therapy in IBD? | M. Watanabe,
Tokyo |
| 15.40 | Concluding remarks | A. Dignass,
Frankfurt |
| 16.00 | End of afternoon session | |

Poster Session

Posters will be exhibited on June 7 - 8, 2013, in the Kultur- & Kongresszentrum Liederhalle Stuttgart. The authors will be in attendance during coffee and lunch breaks on both days.

Call for Posters

Please submit your poster abstract before **February 28, 2013**. Only one-page abstracts not exceeding 300 words, written in English and saved in Microsoft Word format will be accepted.

Abstracts must be submitted via our Internet Abstract Submission System (<http://www.falkfoundation.com/poster>) where further information regarding the submission format and the submission process is available.

The abstracts will be selected by the scientific organizers, preference being given to those thematically related to one of the sessions of the program.

The accepted abstracts will be printed and distributed to the participants of the congress together with the documents of the meeting.

The authors will receive notification about acceptance and further instructions in **March 2013**.

Contact address for further information on the poster session:

Falk Foundation e.V.
Leinenweberstr. 5
79108 Freiburg (Germany)
Telephone: +49 (0)761/1514-0
Telefax: +49 (0)761/1514-359
Web address for submitting poster abstracts:
<http://www.falkfoundation.com/poster>

For the **first author** of an accepted **poster**, expenses for accommodation (June 6 – 9, 2013) and fees for the scientific program and evening activities will be covered during Falk Symposium 188. **Travel expenses will not be covered.**

Poster Prizes

Three prizes will be awarded for the best presentations.

Prize winners will be presented with a certificate and prize money of € 1.500,-, € 1.000,- and € 500,- respectively. Travel expenses will be covered for the first author of prize winning posters.

List of Speakers, Moderators and Scientific Organizers

Charles L. Bevins, M.D.

Professor of Medicine
University of California
School of Medicine
Med. Microbiology & Immunology
One Shields Ave., Tupper Hall
Davis CA 95616
USA
clbevins@ucdavis.edu

Prof. Dr. Jean-Frederic Colombel

Hôpital Claude Huriez
CHRU Lille
Gastroenterology & Hepatology
1, Place de Verdun
59037 Lille
France
jfcolumbel@chru-lille.fr

Dr. Arlette Darfeuille-Michaud

Université d'Auvergne
CBRV
Laboratoire de Bactériologie
Pathogénie Bactérienne Intestinale
26 Place H. Dunant
63000 Clermont-Ferrand
France
arlette.darfeuille-michaud@u-clermont1.fr

Prof. Dr. Geert D'Haens

Academic Medical Center
Afdeling MDL C2-112
Meibergdreef 9
1105 AZ Amsterdam
The Netherlands
g.dhaens@amc.uva.nl

Prof. Dr. Axel Dignass

Medizinische Klinik I
AGAPLESION
Markus Krankenhaus
Wilhelm-Epstein-Str. 4
60431 Frankfurt
Germany
axel.dignass@fdk.info

Dr. Iris Dotan

Tel Aviv Medical Center
Ichilov Hospital
Department of Gastroenterology
6, Weizman Street
64239 Tel Aviv
Israel
irisd@tasmc.health.gov.il

Prof. Dr. Klaus Fellermann

Medizinische Klinik I
Universitätsklinikum Schleswig-
Holstein, Campus Lübeck
Ratzeburger Allee 160
23538 Lübeck
Germany
klaus.fellermann@uk-sh.de

Prof. Dr. Dirk Haller

Lehrstuhl für Biofunktionalität
der Lebensmittel
Wissenschaftszentrum Weihenstephan
Technische Universität München
Gregor-Mendel-Str. 2
85350 Freising
Germany
haller@wzw.tum.de

Stephen B. Hanauer, M.D.

Professor of Medicine
University of Chicago
Department of Medicine
Gastroenterology Section
5841 S. Maryland Ave.
Chicago IL 60637-1463
USA
shanaauer@medicine.bsd.uchicago.edu

Dr. Bengt Göran Hansson

University Hospital
Department of Clinical Virology
205 02 Malmö
Sweden
goran.hansson@mikrobiol.mas.lu.se

Hans Herfarth, M.D.

Associate Professor of Medicine
University of North Carolina
Gastroenterology & Hepatology
4151 Bioinformatics Bldg.
130 Mason Farm Road
Chapel Hill NC 27599-7080
USA
hherf@med.unc.edu

Prof. Dr. Klaus Herrlinger

Innere Medizin
Asklepios Klinik Nord
Betriebsteil Heidberg
Tangstedter Landstr. 400
22417 Hamburg
Germany
k.herrlinger@asklepios.com

Prof. Dr. Toshifumi Hibi

Keio University
School of Medicine
Department of Internal Medicine
35, Shinano-machi
Shinjuku-ku
Tokyo 160-8582
Japan
thibi@z5.keio.jp

Prof. Dr. Ralf Kiesslich

Innere Medizin I
Universitätsmedizin der
Johannes Gutenberg-Universität
Langenbeckstr. 1
55131 Mainz
Germany
kiesslich@uni-mainz.de

Prof. Dr. Wolfgang Kruis

Innere Medizin
Evang. Krankenhaus Kalk
Buchforststr. 2
51103 Köln
Germany
kruis@evkk.de

Prof. Dr. Gerd A. Kullak-Ublick

Universitätsspital Zürich
Klinik für Klinische Pharmakologie
und Toxikologie
Rämistrasse 100
8091 Zürich
Switzerland
gerd.kullak@usz.ch

Dr. Patricia Lepage

INRA Domaine de Vilvert
Département
d'Hépto-Gastroentérologie
78352 Jouy-en-Josas
France
patricia.lepage@jouy.inra.fr

Prof. Dr. Allan Mowat

University of Glasgow
Western Infirmary
Department of Immunology
Glasgow G11 6NT
Great Britain
allan.mowat@glasgow.ac.uk

Dr. Craig Mowat

University of Dundee
Ninewells Hospital
Department of Gastroenterology
Dundee DD1 9SY
Great Britain
craig.mowat@nhs.net

Prof. Dr. Markus F. Neurath

Medizinische Klinik I
Universitätsklinikum
Erlangen-Nürnberg
Ulmenweg 18
91054 Erlangen
Germany
markus.neurath@uk-erlangen.de

Dr. Sabine Nuding

Dr. Margarete Fischer-Bosch Institut
für Klinische Pharmakologie
Auberbachstr. 112
70376 Stuttgart
Germany
sabine.nuding@ikp-stuttgart.de

Prof. Dr. Cosimo Prantera

Azienda Ospedaliera
S. Camilo Forlanini
Via Portuense, 292
00149 Rom
Italy
prantera@tin.it

Prof. Dr. Dr. Gerhard Rogler

Universitätsspital Zürich
Klinik für Gastroenterologie
& Hepatologie
Rämistr. 100
8091 Zürich
Switzerland
gerhard.rogler@usz.ch

Prof. Dr. Jürgen Schölmerich

Klinikum der Johann Wolfgang
Goethe-Universität Frankfurt
Theodor-Stern-Kai 7
60596 Frankfurt
Germany
juergen.schoelmerich@kgu.de

Prof. Dr. Stefan Schreiber

Innere Medizin I
Universitätsklinikum
Schleswig-Holstein, Campus Kiel
Arnold-Heller-Str. 3 (Haus 6)
24105 Kiel
Germany
s.schreiber@mucosa.de

Prof. Dr. Matthias Schwab

Dr. Margarete-Fischer-Bosch-Institut
für Klinische Pharmakologie
Auerbachstr. 112
70376 Stuttgart
Germany
matthias.schwab@ikp-stuttgart.de

Prof. Dr. Tony Segal

Rayne Institute
Centre for Molecular Medicine
Department of Internal Medicine
5 University Street
London WC1E 6JF
Great Britain
t.segal@ucl.ac.uk

Dr. Taina Sipponen

Helsinki University Central Hospital
Department of Medicine
Division of Gastroenterology
00029 Helsinki
Finland
taina.sipponen@kolumbus.fi

Prof. Dr. Johan D. Söderholm

Linköping University Hospital
School of Medicine
Department of Surgery
Colorectal Surgery Unit
581 85 Linköping
Sweden
johda@ibk.liu.se

Prof. Dr. Andreas Stallmach

Gastroenterologie/Hepatologie
Klinikum der
Friedrich-Schiller-Universität Jena
Erlanger Allee 101
07747 Jena
Germany
andreas.stallmach@med.uni-jena.de

Dr. Daniel E. Stange

Klinik für Allgemein-, Viszeral-
und Transplantationschirurgie
Universität Heidelberg
Im Neuenheimer Feld 110
69120 Heidelberg
Germany
daniel.stange@med.uni-heidelberg.de

Prof. Dr. Eduard F. Stange

Innere Medizin I
Robert-Bosch-Krankenhaus
Auerbachstr. 110
70376 Stuttgart
Germany
eduard.stange@rbk.de

Prof. Dr. Wolfgang Stremmel

Innere Medizin IV
Universitätsklinikum Heidelberg
Im Neuenheimer Feld 410
69120 Heidelberg
Germany
wolfgang_stremmel@med.uni-heidelberg.de

Prof. Dr. Herbert Tilg

Landeskrankenhaus
Hall i.T.
Interne Abteilung
Milserstr. 10
6060 Hall/Tirol
Austria
herbert.tilg@i-med.ac.at

Prof. Dr. Mamoru Watanabe

Tokyo Medical & Dental University
School of Medicine
Department of Gastroenterology
1-5-45, Yushima, Bunkyo-ku
Tokyo 113-8519
Japan
mamoru.gast@tmd.ac.jp

PD Dr. Jan Wehkamp

Innere Medizin I
Robert-Bosch-Krankenhaus
Auerbachstr. 110
70376 Stuttgart
Germany
jan.wehkamp@ikp-stuttgart.de

Prof. Dr. Martin Zeitz

Gastroenterologie
Charité Universitätsmedizin
Campus Benjamin Franklin (CBF)
Hindenburgdamm 30
12203 Berlin
Germany
martin.zeitz@charite.de

General Information

Prior to the opening of the congress in Stuttgart

Falk Foundation e. V.

Congress Division

Leinenweberstr. 5

79041 Freiburg (Germany)

Telephone: +49 (0)761/1514-0

Telefax: +49 (0)761/1514-359

E-mail: symposia@falkfoundation.de

Congress Office

During Falk Symposium 188

Telephone: +49 (0)175/7795327

Kultur- & Kongresszentrum Liederhalle

Berliner Platz 1-3

70174 Stuttgart

Germany

Opening Hours:

Thursday, June 6, 2013

16.00 – 21.00 h

Friday, June 7, 2013

7.30 – 17.30 h

Saturday, June 8, 2013

8.30 – 16.00 h

Congress Fees

Scientific program of the Falk Symposium 188

€ 200,-

Students and residents

€ 100,-

*** * * OR * * ***

Day ticket

€ 120,-

Students and residents

€ 60,-

Employees of pharmaceutical companies and their guests

Falk Symposium 188

€ 600,-

The congress fees include:

- Welcome Evening
- Refreshments during coffee breaks
- Lunch on June 7 and 8, 2013
- A copy of the abstract volume

Registration

Congress registrations must reach the Falk Foundation e. V. by **March 31, 2013 at the latest**. Congress fees may be paid by cheque payable to the Falk Foundation e. V. or by bank transfer to Volksbank Freiburg e. G., Germany, Bank No. 680 900 00, Account No. 145 2010, IBAN DE33 6809 0000 0001 4520 10, BIC Genode 61 FR1. Please mark bank transfers with „Falk Symposium 188“.

To ensure correct registration, participants are asked to send in their registration and the fee remittance together.

After receipt of registration form, each participant will be provided with confirmation of his registration. On presentation of this confirmation at the Congress Office in Stuttgart participants will receive the congress folder containing name badges, admission tickets and the abstract volume.

In the event of registration cancellations, a handling fee of € 20,- will be deducted from the refund. All participants will receive a written confirmation of attendance at the end of the meeting.

Admission to Scientific Events

For admission to scientific events your name badge should be clearly visible.

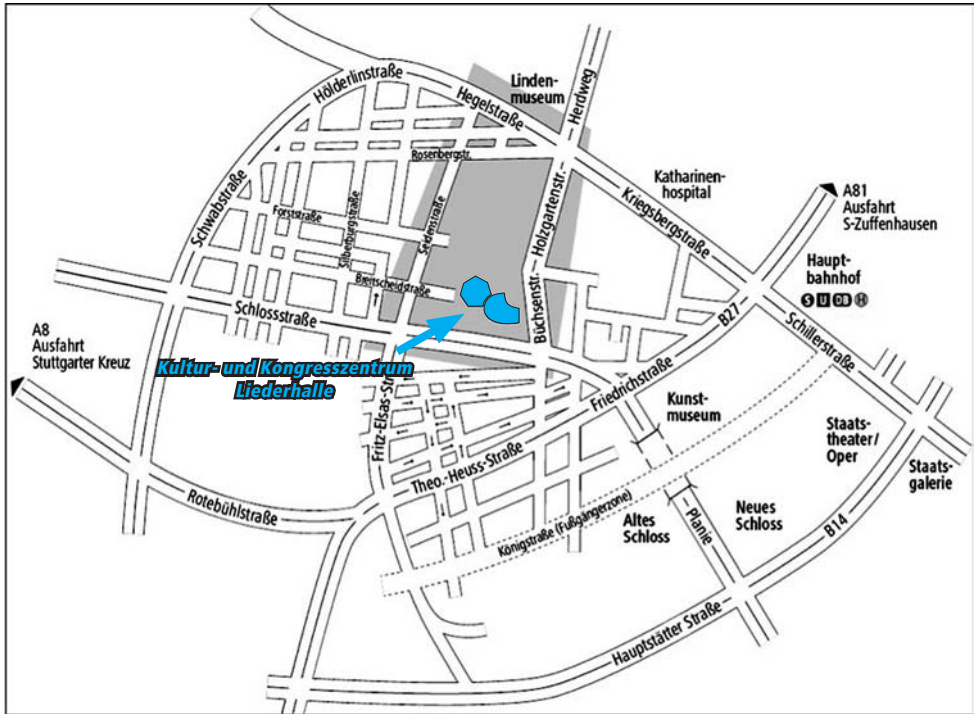
Congress Report

The official congress report of the Falk Symposium 188 “Inflammatory Bowel Diseases: Microbiota versus the Barrier” will be published in English in the second half of 2013 by Karger, Switzerland. Orders for this book at a reduced subscription price of € 35,- can be placed at the Congress Office during the congress in Stuttgart.

Airport

International Airport Stuttgart

Directions to Kultur- & Kongresszentrum Liederhalle



By car:

Coming from Munich on the A8 (exit Degerloch, take the B27), coming from Karlsruhe on the A8 (exit Vaihingen, take the B14), coming from Heilbronn on the A81 (exit Zuffenhausen, take the B10 and B27), please follow the "Kultur- und Kongresszentrum Liederhalle" signs.

By train:


Stuttgart main station with IC/ICE connections.
Take the tram, line 9 or 14. Station Berliner Platz.

By plane:

The international airport Leinfelden-Echterdingen is 15 km distance from the hotel.



Falk Foundation
Dr. Falk Pharma



*Where medicine
and pharmaceuticals meet –
a tried and trusted link*

Innovative Drugs

for bowel and liver diseases

Modern formulations and specially designed delivery systems ensure targeted release of the active drug

Scientific Dialogue

in the interest of therapeutic progress

Falk Symposia and Workshops

nearly 250, attended by more than 100,000 participants from over 100 countries since 1967

Continuing medical education seminars


over 14,000, attended by more than one million physicians and patients in Germany alone

Comprehensive literature service for healthcare professionals and patients with more than 200 publications

www.falkfoundation.org

www.dralkpharma.com

Leinenweberstr. 5 79108 Freiburg Germany Tel +49 (0)761/1514-0 Fax +49 (0)761/1514-321 Mail zentrale@dralkpharma.de



General Information:

FALK FOUNDATION e.V.



Leinenweberstr. 5
79108 Freiburg
Germany

Congress Division

Telephone: +49(0)761/1514-0

Telefax: +49(0)761/1514-359

E-mail: symposia@falkfoundation.de

www.falkfoundation.de